



The IB Diploma Programme Statistical Bulletin

May 2017 Examination Session

The IB Diploma Programme Statistical Bulletin, May 2017 Examination Session.

International Baccalaureate
IB Global Centre, Cardiff
Peterson House, Malthouse Avenue
Cardiff Gate, Cardiff, Wales
CF23 8GL
United Kingdom
Website: www.ibo.org

© International Baccalaureate Organization 2017

Index: Key to abbreviations

Categories of registration

Diploma Programme (DP) candidates must register in one of four categories:

Diploma: Candidates intending to complete the requirements for the award of an IB Diploma.

Retake*: Previous IB Diploma candidates who are seeking to improve their results by retaking one or more subjects. The highest grade obtained for a subject will contribute towards the IB.

Course: Candidates taking one or more subjects who are not seeking the award of the IB Diploma.

Anticipated: Candidates intending to complete the requirements for one or two standard level subjects (excluding languages ab initio and pilot subjects) at the end of their first year of the Diploma Programme. They must complete all remaining IB Diploma requirements in the corresponding examination session the following year.

*Unless otherwise stated, retake candidates are included in the dataset.

IB Regions

Schools authorized to offer the IB Diploma Programme are grouped by geographical regions. The abbreviations used in the tables are the codes describing the following geographical regions:

IBA: IB Americas

IBAEM: IB Africa, Europe, Middle East

IBAP: IB Asia-Pacific

Other Abbreviations

HL: Higher Level

SL: Standard Level

TOK/TK: Theory of Knowledge

EE: Extended Essay

Session Summary

Candidates	Exams	Subjects	Countries	Schools	First Language	First Nationality
157,488	586,800	221	139	2,666	174	210

Diploma Pass Rate	Diploma Mean Grade	Diploma Average Total Points	Diploma Candidates with 45 Points
78.40	4.81	29.87	278

Regional Distribution of Candidates

● IBA ● IBAEM ● IBAP



Regional Distribution of Schools

● IBA ● IBAEM ● IBAP



Percentage Split by Gender

● FEMALE ● MALE



Percentage Split by Category

● ANTICIPATED ● COURSE ● DIPLOMA ● RETAKE



Distribution of Candidates by Legal Status

● PRIVATE ● STATE



Distribution of Schools by Legal Status

● PRIVATE ● STATE

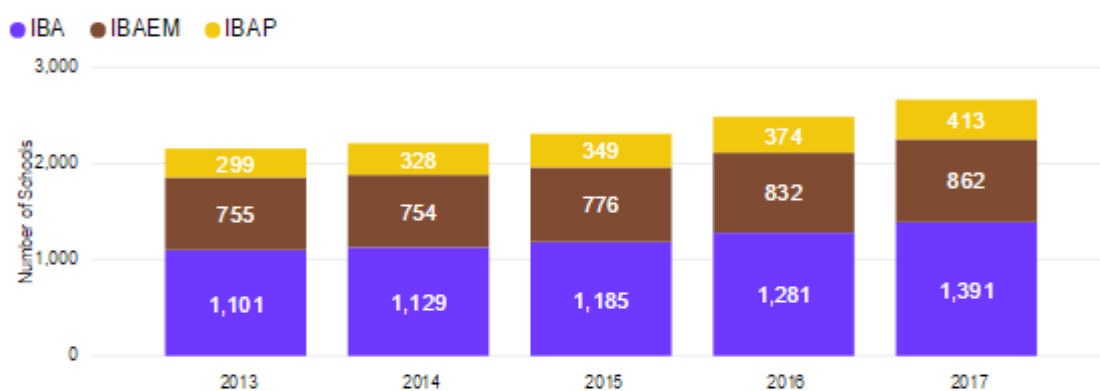


Schools

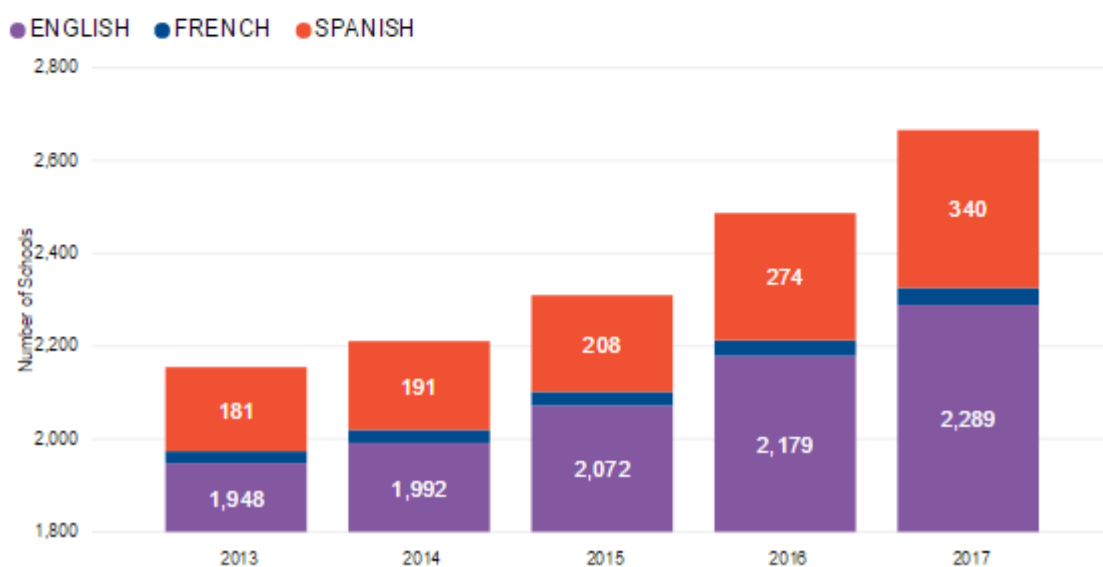
Number of Schools by Cohort Size

	2013	2014	2015	2016	2017
<= 10 Candidates	290	234	267	300	345
11-20 Candidates	354	339	355	417	435
21-40 Candidates	517	569	548	609	622
41-60 Candidates	287	327	358	360	412
61-80 Candidates	200	216	231	220	228
81-100 Candidates	135	135	149	165	185
101-200 Candidates	289	289	302	309	334
>200 Candidates	83	102	100	107	105
Total	2,155	2,211	2,310	2,487	2,666

Growth of Schools by Region



Growth of Schools by Working Language



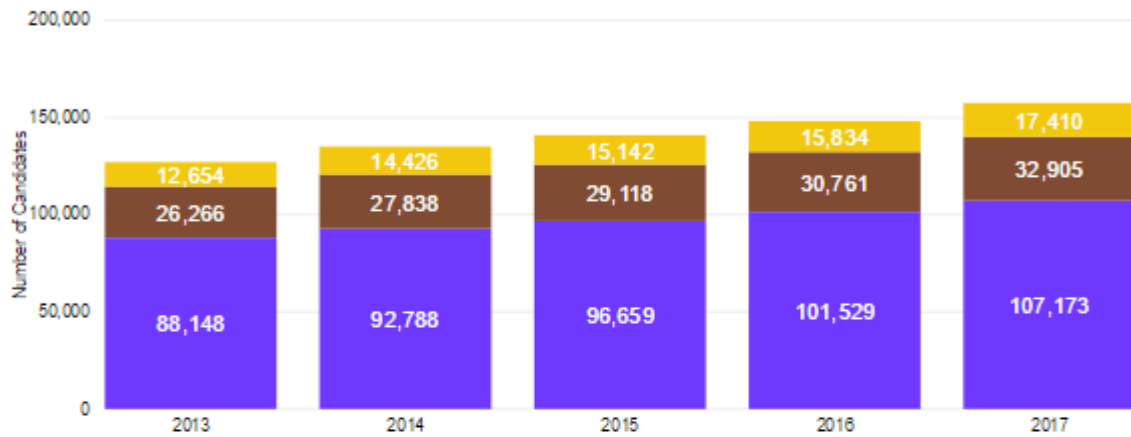
Candidates

Growth of Candidates

Total	2013	2014	2015	2016	2017
DIPLOMA	127,068	135,052	140,919	148,124	157,488

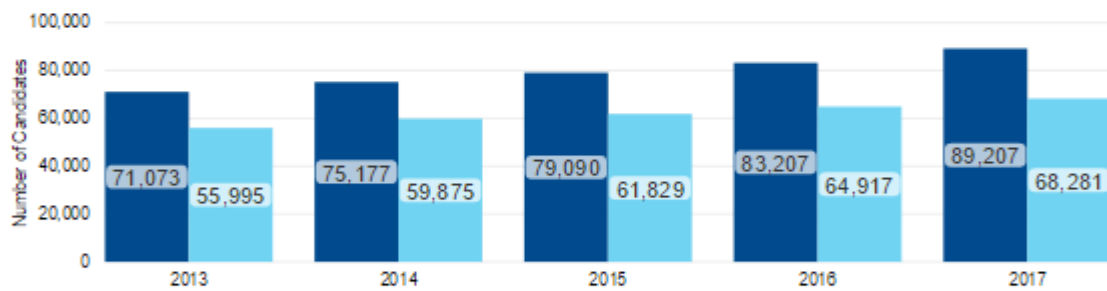
Growth of Candidates by Region

IBA IBAEM IBAP



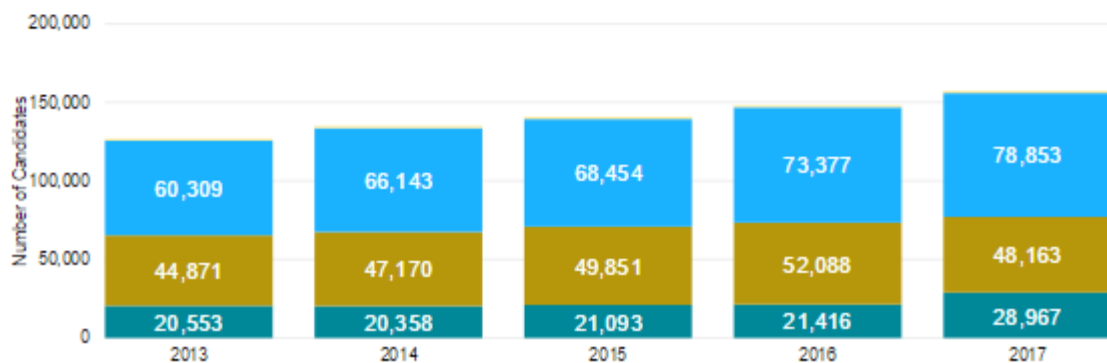
Growth of Candidates by Gender

FEMALE MALE



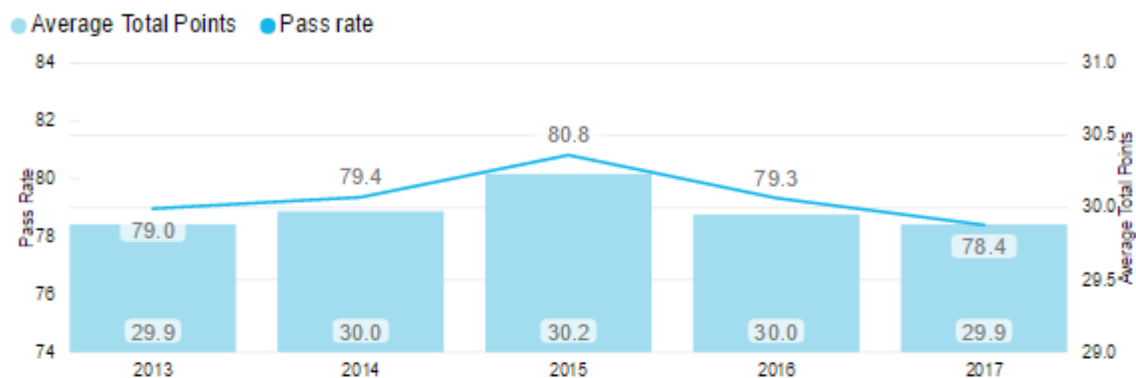
Growth of Candidates by Category

ANTICIPATED COURSE DIPLOMA RETAKE

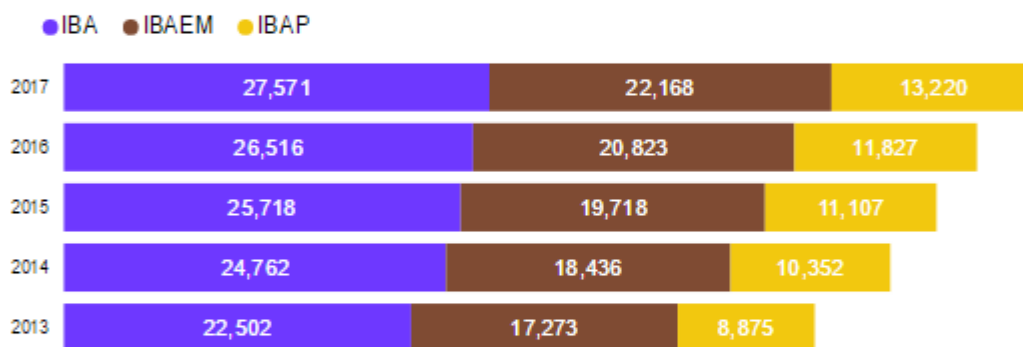


Results

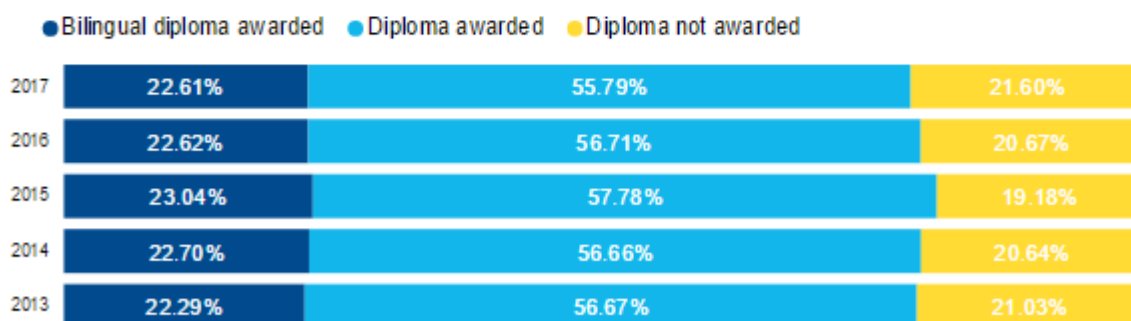
Diploma Pass Rate and Mean Total Points



Number of Diplomas Awarded by Region

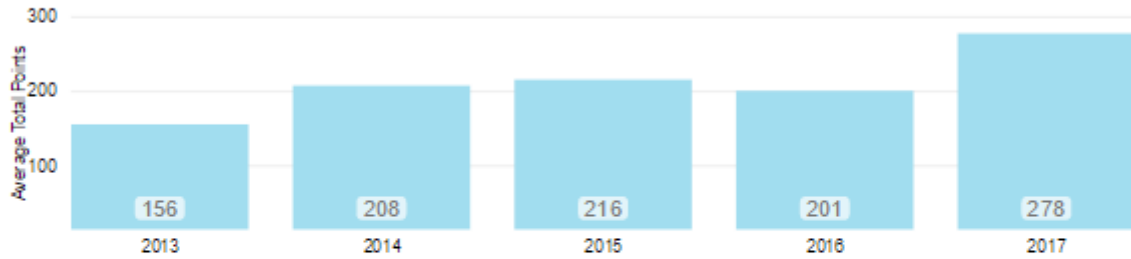


Percentage of Diplomas Awarded

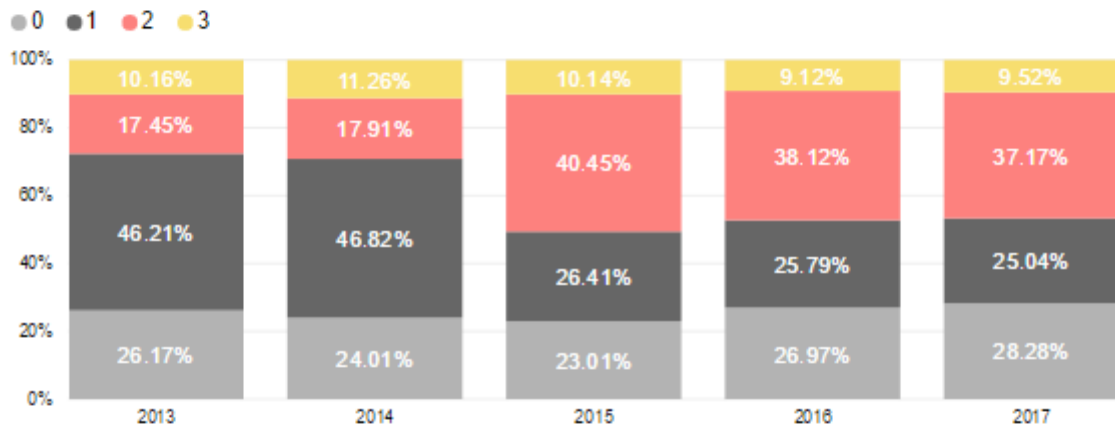


Total Points and Bonus Points (Full Diploma Candidates Only)

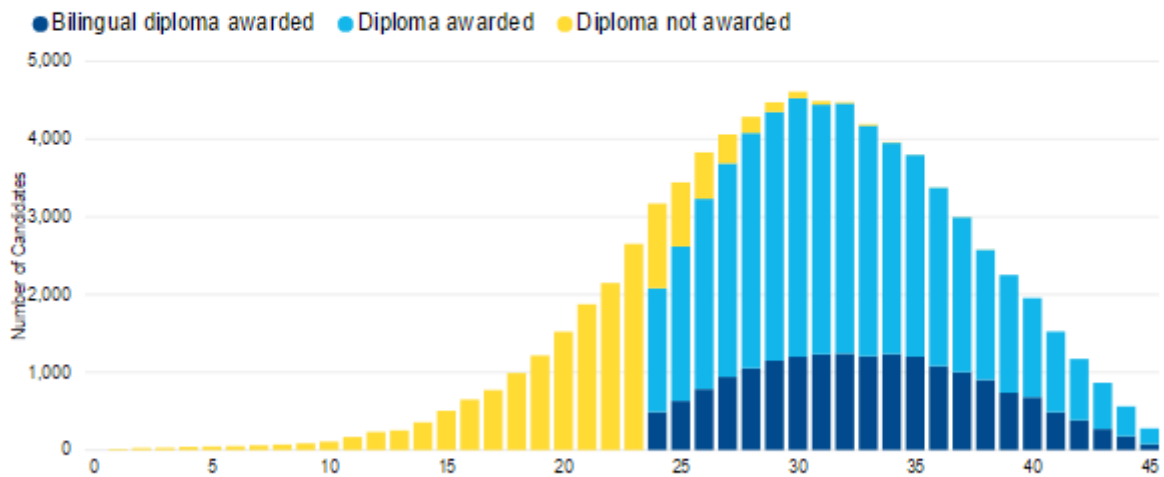
Number of Students Scoring 45 Points



Percentage of Candidates Scoring Bonus Points



Total Points Distribution

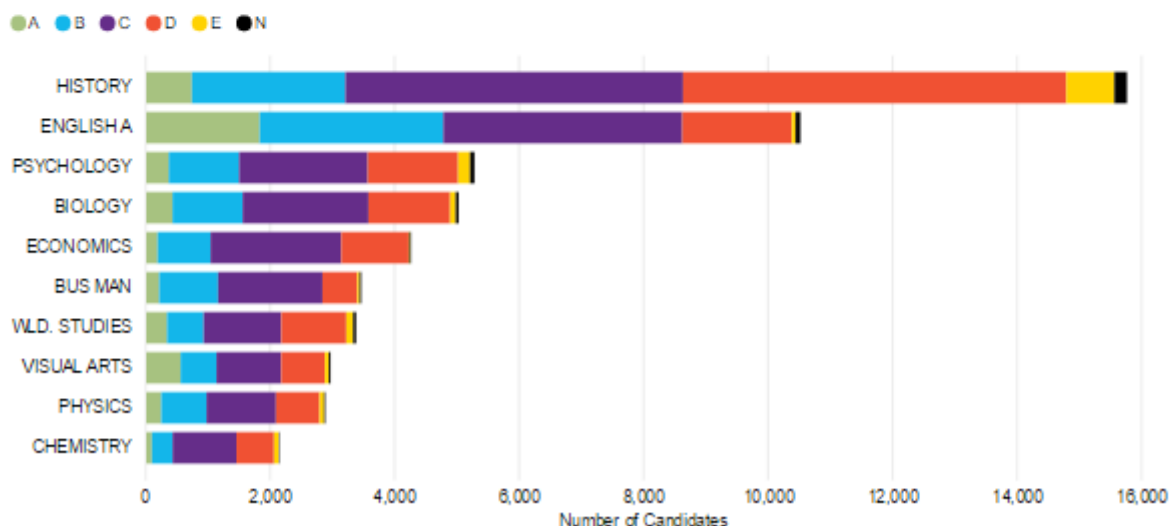


Extended Essay

	Grade Distribution by Subject Group						Grade awarded	No grade awarded	Total
	A	B	C	D	E	N			
Studies in Language and Literature	3,194	4,486	5,129	2,412	145	102	15,366	102	15,468
Language acquisition	913	1,028	1,304	642	36	37	3,923	37	3,960
Individuals and societies	3,029	7,788	15,147	11,851	1,307	479	39,122	479	39,601
Sciences	1,016	2,598	4,703	3,006	294	102	11,617	102	11,719
Mathematics	363	601	610	265	22	22	1,861	22	1,883
The arts	1,021	1,137	1,980	1,384	153	65	5,675	65	5,740
Interdisciplinary	82	252	532	354	35	9	1,255	9	1,264
Total	9,618	17,890	29,405	19,914	1,992	816	78,819	816	79,635

	% Grade Distribution by Subject Group						Grade awarded	No grade awarded
	A	B	C	D	E	N		
Studies in Language and Literature	20.65%	29.00%	33.16%	15.59%	0.94%	0.66%	99.34%	0.66%
Language acquisition	23.06%	25.96%	32.93%	16.21%	0.91%	0.93%	99.07%	0.93%
Individuals and societies	7.65%	19.67%	38.25%	29.93%	3.30%	1.21%	98.79%	1.21%
Sciences	8.67%	22.17%	40.13%	25.65%	2.51%	0.87%	99.13%	0.87%
Mathematics	19.28%	31.92%	32.40%	14.07%	1.17%	1.17%	98.83%	1.17%
The arts	17.79%	19.81%	34.49%	24.11%	2.67%	1.13%	98.87%	1.13%
Interdisciplinary	6.49%	19.94%	42.09%	28.01%	2.77%	0.71%	99.29%	0.71%
Total	12.08%	22.46%	36.92%	25.01%	2.50%	1.02%	98.98%	1.02%

Top 10 Extended Essay Subjects



Theory of Knowledge

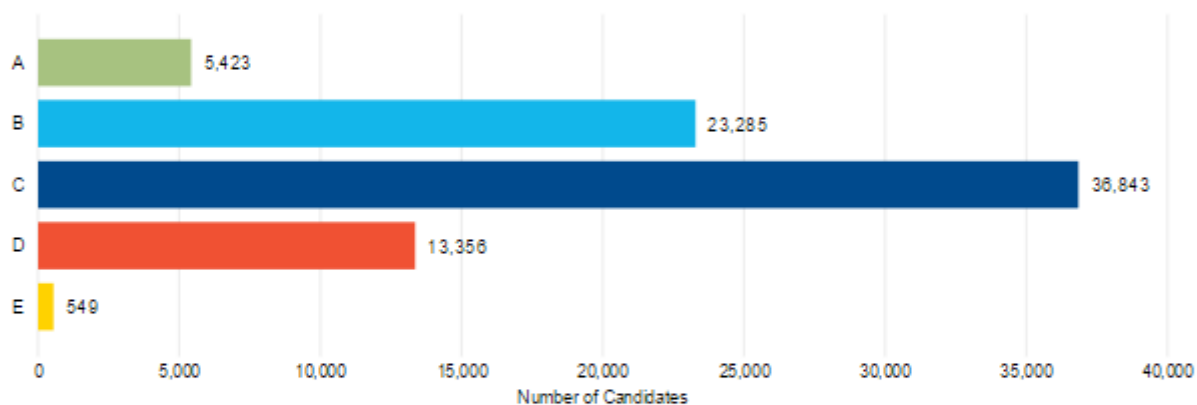
Grade Distribution

A	B	C	D	E	N	Grade awarded	No grade awarded	Total
5,423	23,285	36,843	13,356	549	781	79456	781	80237

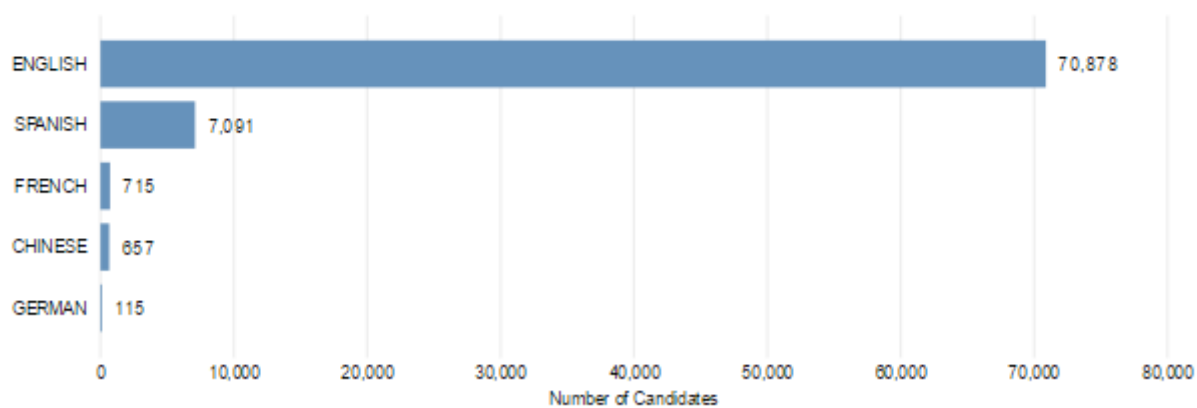
% Grade Distribution by Subject Group

A	B	C	D	E	N	Grade awarded	No grade awarded
6.76%	29.02%	45.92%	16.65%	0.68%	0.97%	99.03%	0.97%

TOK Grade Distribution



Number of Candidates by TOK Exam Language



Number of Candidates by School Country

Candidates		Candidates	
ANGOLA	20	HONDURAS	76
ANTIGUA AND BARBUDA	11	HONG KONG	2,235
ARGENTINA	148	HUNGARY	179
ARMENIA	110	ICELAND	16
AUSTRALIA	292	INDIA	3,650
AUSTRIA	437	INDONESIA	1,208
AZERBAIJAN	50	IRAN, ISLAMIC REPUBLIC OF	23
BAHAMAS	52	IRAQ	<10
BAHRAIN	466	IRELAND	29
BANGLADESH	93	ISLE OF MAN	55
BARBADOS	<10	ISRAEL	76
BELGIUM	327	ITALY	833
BERMUDA	99	JAMAICA	71
BOLIVIA	33	JAPAN	499
BOSNIA AND HERZEGOVINA	170	JERSEY	21
BOTSWANA	<10	JORDAN	551
BRAZIL	562	KAZAKHSTAN	120
BRUNEI DARUSSALAM	82	KENYA	270
BULGARIA	106	KOREA, REPUBLIC OF	487
CAMBODIA	86	KUWAIT	233
CAMEROON	12	LAO PEOPLE'S DEMOCRATIC REPUBLIC	21
CANADA	10,963	LATVIA	94
CAYMAN ISLANDS	25	LEBANON	204
CHILE	643	LESOTHO	105
CHINA	3,701	LITHUANIA	126
COLOMBIA	1,270	LUXEMBOURG	155
COSTA RICA	330	MACAO	19
CROATIA	100	MACEDONIA, THE FORMER YUGOSLAV REPUBLIC OF	78
CUBA	18	MALAWI	23
CURAÇAO	29	MALAYSIA	816
CYPRUS	35	MALTA	49
CZECH REPUBLIC	305	MAURITIUS	17
DENMARK	688	MEXICO	3,422
DOMINICAN REPUBLIC	139	MONACO	33
ECUADOR	3,059	MONGOLIA	27
EGYPT	425	MONTENEGRO	<10
EL SALVADOR	190	MOROCCO	59
ESTONIA	72	MOZAMBIQUE	27
ETHIOPIA	107	MYANMAR	51
FINLAND	503	NAMIBIA	11
FRANCE	484	NEPAL	66
GEORGIA	41	NETHERLANDS	4,558
GERMANY	1,808	NEW ZEALAND	131
GHANA	203	NICARAGUA	11
GREECE	686	NIGERIA	39
GUAM	35	NORWAY	913
GUATEMALA	12		
GUERNSEY	17		

Candidates

OMAN	141
PAKISTAN	129
PALESTINE, STATE OF	120
PANAMA	110
PERU	141
PHILIPPINES	658
POLAND	1,154
PORTUGAL	277
QATAR	420
ROMANIA	84
RUSSIAN FEDERATION	162
RWANDA	71
SAUDI ARABIA	387
SENEGAL	62
SERBIA	55
SINGAPORE	1,366
SINT MAARTEN (DUTCH)	14
SLOVAKIA	107
SLOVENIA	90
SOUTH AFRICA	75
SPAIN	2,755
SRI LANKA	24
SUDAN	31
SWAZILAND	17
SWEDEN	1,362
SWITZERLAND	1,767
TAIWAN	376
TANZANIA, UNITED REPUBLIC OF	165
THAILAND	933
TOGO	29
TUNISIA	11
TURKEY	734
UGANDA	53
UKRAINE	44
UNITED ARAB EMIRATES	1,772
UNITED KINGDOM	4,728
UNITED STATES	85,508
URUGUAY	42
UZBEKISTAN	33
VENEZUELA	185
VIETNAM	425
VIRGIN ISLANDS, BRITISH	<10
VIRGIN ISLANDS, U.S.	13
ZAMBIA	60
ZIMBABWE	31

Excludes with drawn candidates.

Countries with less than ten candidates shows only <10

Number of Candidates by First Nationality

Candidates		Candidates	
AFGHANISTAN	49	CURAÇAO	20
ALBANIA	75	CYPRUS	36
ALGERIA	20	CZECH REPUBLIC	195
AMERICAN SAMOA	<10	DENMARK	654
ANDORRA	<10	DOMINICA	<10
ANGOLA	27	DOMINICAN REPUBLIC	178
ANTIGUA AND BARBUDA	<10	ECUADOR	3,075
ARGENTINA	283	EGYPT	521
ARMENIA	58	EL SALVADOR	305
AUSTRALIA	760	EQUATORIAL GUINEA	<10
AUSTRIA	304	ERITREA	32
AZERBAIJAN	57	ESTONIA	92
BAHAMAS	47	ETHIOPIA	144
BAHRAIN	350	FAROE ISLANDS	<10
BANGLADESH	190	FIJI	<10
BARBADOS	10	FINLAND	542
BELARUS	21	FRANCE	918
BELGIUM	365	FRENCH GUIANA	<10
BELIZE	<10	GABON	<10
BENIN	<10	GAMBIA	<10
BERMUDA	75	GEORGIA	51
BHUTAN	22	GERMANY	2,158
BOLIVIA	78	GHANA	167
BOSNIA AND HERZEGOVINA	106	GREECE	678
BOTSWANA	<10	GREENLAND	<10
BRAZIL	729	GRENADA	<10
BRITISH INDIAN OCEAN TERRITORY	<10	GUAM	<10
BRUNEI DARUSSALAM	28	GUATEMALA	80
BULGARIA	189	GUERNSEY	<10
BURKINA FASO	<10	GUINEA	<10
BURUNDI	11	GUINEA-BISSAU	<10
CAMBODIA	55	GUYANA	15
CAMEROON	50	HAITI	66
CANADA	10,166	HONDURAS	120
CAPE VERDE	<10	HONG KONG	1,050
CAYMAN ISLANDS	17	HUNGARY	199
CENTRAL AFRICAN REPUBLIC	<10	ICELAND	34
CHAD	<10	INDIA	4,671
CHILE	618	INDONESIA	945
CHINA	3,662	IRAN, ISLAMIC REPUBLIC OF	173
COLOMBIA	1,420	IRAQ	108
CONGO	12	IRELAND	171
CONGO, THE DEMOCRATIC REPUBLIC OF THE	11	ISRAEL	158
COSTA RICA	216	ITALY	1,324
COTE D'IVOIRE	<10	JAMAICA	121
CROATIA	126	JAPAN	838
CUBA	108	JERSEY	14
		JORDAN	637
		KAZAKHSTAN	194

	Candidates
KENYA	189
KOREA, DEMOCRATIC PEOPLE'S REPUBLIC OF	30
KOREA, REPUBLIC OF	2,034
KOSOVO	<10
KUWAIT	170
KYRGYZSTAN	12
LAO PEOPLE'S DEMOCRATIC REPUBLIC	22
LATVIA	107
LEBANON	244
LESOTHO	104
LIBERIA	<10
LIBYA	24
LIECHTENSTEIN	<10
LITHUANIA	194
LUXEMBOURG	39
MACAO	15
MACEDONIA, THE FORMER YUGOSLAV REPUBLIC OF	71
MADAGASCAR	<10
MALAWI	16
MALAYSIA	822
MALDIVES	<10
MALI	<10
MALTA	<10
MARSHALL ISLANDS	<10
MARTINIQUE	<10
MAURITANIA	<10
MAURITIUS	39
MEXICO	4,162
MICRONESIA FEDERATED STATES OF	<10
MOLDOVA, REPUBLIC OF	24
MONACO	<10
MONGOLIA	43
MONTENEGRO	26
MOROCCO	61
MOZAMBIQUE	12
MYANMAR	57
NAMIBIA	15
NEPAL	190
NETHERLANDS	4,487
NEW ZEALAND	161
NICARAGUA	22
NIGER	<10
NIGERIA	242
NORWAY	745
OMAN	91

	Candidates
OTHER	10
PAKISTAN	450
PALAU	<10
PALESTINE, STATE OF	163
PANAMA	37
PAPUA NEW GUINEA	<10
PARAGUAY	<10
PERU	211
PHILIPPINES	773
POLAND	1,223
PORTUGAL	307
PUERTO RICO	56
QATAR	114
ROMANIA	184
RUSSIAN FEDERATION	794
RWANDA	86
SAINT KITTS AND NEVIS	<10
SAINT LUCIA	<10
SAINT VINCENT AND THE GRENADINES	<10
SAMOA	<10
SAUDI ARABIA	304
SENEGAL	44
SERBIA	107
SEYCHELLES	<10
SIERRA LEONE	18
SINGAPORE	461
SINT MAARTEN (DUTCH)	<10
SLOVAKIA	112
SLOVENIA	90
SOLOMON ISLANDS	<10
SOMALIA	48
SOUTH AFRICA	208
SOUTH SUDAN	<10
SPAIN	2,863
SRI LANKA	70
STATELESS	<10
SUDAN	72
SWAZILAND	10
SWEDEN	1,101
SWITZERLAND	576
SYRIAN ARAB REPUBLIC	139
TAIWAN	452
TAJIKISTAN	14
TANZANIA, UNITED REPUBLIC OF	135
THAILAND	555
TIMOR-LESTE	<10
TOGO	29

	Candidates	Candidates with Dual Nationality
TONGA	<10	13,562
TRINIDAD AND TOBAGO	18	
TUNISIA	24	
TURKEY	781	
TURKMENISTAN	<10	
TURKS AND CAICOS ISLANDS	<10	
UGANDA	62	
UKRAINE	181	
UNITED ARAB EMIRATES	167	
UNITED KINGDOM	4,808	
UNITED STATES	82,803	
UNITED STATES MINOR OUTLYING ISLANDS	10	
URUGUAY	50	
UZBEKISTAN	34	
VENEZUELA	359	
VIETNAM	538	
VIRGIN ISLANDS, BRITISH	<10	
VIRGIN ISLANDS, U.S.	13	
WESTERN SAHARA	<10	
YEMEN	27	
ZAMBIA	30	
ZIMBABWE	66	

Excludes withdrawn candidates.

Nationalities with less than ten candidates shows only <10

Candidates Distributed by Number of Points

Total Points	Diploma Awarded		Diploma Not Awarded	
	Candidates	% Candidates	Candidates	% Candidates
1			13	0.08%
2			25	0.15%
3			28	0.16%
4			40	0.23%
5			45	0.26%
6			49	0.28%
7			59	0.34%
8			70	0.41%
9			85	0.49%
10			108	0.63%
11			167	0.97%
12			232	1.35%
13			252	1.46%
14			356	2.07%
15			505	2.93%
16			649	3.76%
17			771	4.47%
18			990	5.74%
19			1216	7.05%
20			1522	8.83%
21			1875	10.88%
22			2149	12.47%
23			2652	15.38%
24	2081	3.31%	1090	6.32%
25	2619	4.16%	825	4.79%
26	3234	5.14%	596	3.46%
27	3688	5.86%	372	2.16%
28	4080	6.48%	207	1.20%
29	4349	6.91%	125	0.73%
30	4526	7.19%	85	0.49%
31	4444	7.06%	45	0.26%
32	4461	7.09%	17	0.10%
33	4175	6.63%	19	0.11%
34	3954	6.28%	<10	
35	3797	6.03%	<10	
36	3375	5.36%	<10	
37	2995	4.76%	<10	
38	2575	4.09%	<10	
39	2252	3.58%		
40	1955	3.11%		
41	1524	2.42%		
42	1172	1.86%		
43	865	1.37%		
44	561	0.89%		
45	278	0.44%		
Total	62960	100.00%	17239 <10	100.00%

Year on Year growth

Year	Number of schools entered	Percentage of increase	Number of candidates examined	Percentage of increase	Average number of candidates per school	Number of diploma and retake candidates	Average number of diploma and retake candidates per school
1990	301		13,122		43.6	4,263	14.2
1991	322	6.98%	14,528	10.71%	45.1	4,784	14.9
1992	346	7.45%	15,822	8.91%	45.7	5,652	16.3
1993	370	6.94%	17,223	8.85%	46.5	6,375	17.2
1994	403	8.92%	19,238	11.70%	47.7	7,282	18.1
1995	434	7.69%	20,920	8.74%	48.2	8,326	19.2
1996	452	4.15%	23,099	10.42%	51.1	9,330	20.6
1997	501	10.84%	26,210	13.47%	52.3	10,784	21.5
1998	566	12.97%	29,156	11.24%	51.5	12,395	21.9
1999	630	11.31%	32,650	11.98%	51.8	13,930	22.1
2000	674	6.98%	36,251	11.03%	53.8	15,451	22.9
2001	739	9.64%	40,047	10.47%	54.2	16,746	22.7
2002	823	11.37%	46,119	15.16%	56.0	19,694	23.9
2003	883	7.29%	51,384	11.42%	58.2	22,491	25.5
2004	970	9.85%	56,469	9.90%	58.2	24,942	25.7
2005	1,054	8.66%	63,084	11.71%	59.9	27,767	26.3
2006	1,176	11.57%	71,126	12.75%	60.5	31,906	27.1
2007	1,288	9.52%	78,860	10.87%	61.2	35,653	27.7
2008	1,426	10.71%	86,485	9.67%	60.6	39,598	27.8
2009	1,579	10.73%	95,244	10.13%	60.3	44,759	28.3
2010	1,728	9.44%	103,194	8.35%	59.7	48,605	28.1
2011	1,926	11.46%	111,276	7.83%	57.8	53,288	27.7
2012	2,064	7.17%	119,307	7.22%	57.8	57,187	27.7
2013	2,156	4.46%	127,075	6.51%	58.9	61,644	28.6
2014	2,211	2.55%	135,045	6.27%	61.1	67,524	30.5
2015	2,437	10.22%	141,828	5.02%	58.2	69,975	28.7
2016	2,485	1.97%	147,843	4.24%	59.5	74,581	30.0
2017	2,666	7.28%	157,488	6.52%	59.1	80,358	30.1

Subjects

Group	Grade Distribution by Subject Group								
	Candidates	Mean Grade	% 1	% 2	% 3	% 4	% 5	% 6	% 7
Studies in Language and Literature	111,355	5.00	0.01	0.56	5.80	23.74	38.54	25.50	5.85
Language acquisition	89,521	5.27	0.11	1.42	6.99	16.86	26.00	34.91	13.71
Individuals and societies	135,605	4.65	0.29	4.40	12.55	26.90	30.92	18.84	6.09
Sciences	115,003	4.27	1.42	10.12	20.77	24.68	20.78	15.22	7.02
Mathematics	96,775	4.41	1.65	10.01	16.49	23.16	23.61	16.83	8.25
The arts	26,078	4.51	0.09	3.76	17.76	28.42	28.41	16.08	5.47
Interdisciplinary	12,463	4.23	1.36	7.74	23.28	26.01	23.06	13.21	5.35
Total	586,800	4.68	0.67	5.29	13.12	23.75	28.16	21.30	7.71

Subject	Studies in Language and Literature Grade Distribution								
	Candidates	Mean Grade	% 1	% 2	% 3	% 4	% 5	% 6	% 7
ALBANIA A LIT SL	14	6.79						21.43	78.57
AMHARIC A LIT HL	20	6.40					15.00	30.00	55.00
AMHARIC A LIT SL	31	6.55					6.45	32.26	61.29
ARABIC A LAL HL	133	5.10			4.69	18.75	41.41	32.03	3.13
ARABIC A LAL SL	307	5.20	0.33	2.99	18.27	36.54	38.54	3.32	
ARABIC A LIT HL	128	4.99			4.69	25.78	38.28	28.13	3.13
ARABIC A LIT SL	334	5.15			7.81	21.92	25.83	36.64	7.81
ARMENIA A LIT SL	27	6.33					3.70	59.26	37.04
AZERBAI A LIT HL	18	6.78						22.22	77.78
BENGALI A LIT SL	22	5.32	4.55		4.55	4.55	36.36	36.36	13.64
BOSNIAN A LIT HL	22	5.73				4.55	27.27	59.09	9.09
BULGARI A LIT HL	28	6.11					18.52	51.85	29.63
BULGARI A LIT SL	19	6.32					10.53	47.37	42.11
CATALAN A LIT HL	121	6.03					25.21	47.06	27.73
CATALAN A LIT SL	38	5.55				5.26	42.11	44.74	7.89
CHINESE A LAL HL	451	5.84				2.22	26.89	55.11	15.78
CHINESE A LAL SL	1,022	5.78			0.29	3.24	28.29	54.03	14.15
CHINESE A LIT HL	505	5.58			0.20	7.16	35.98	47.51	9.15
CHINESE A LIT SL	1,226	5.42	0.08	1.15	11.03	38.02	43.62	6.09	
CROATIA A LIT HL	59	5.44			5.08	15.25	27.12	35.59	16.95
CROATIA A LIT SL	23	5.95				9.09	18.18	40.91	31.82
CZECH A LIT HL	68	5.35			4.41	16.18	35.29	27.94	16.18
CZECH A LIT SL	36	5.58			2.78	11.11	33.33	30.56	22.22
DANISH A LIT HL	173	5.74				2.91	40.12	36.63	20.35
DANISH A LIT SL	119	5.80				13.79	22.41	33.62	30.17
DUTCH A LAL HL	120	5.17			2.50	13.33	50.83	30.83	2.50
DUTCH A LAL SL	164	5.24			1.83	17.68	41.46	32.32	6.71
DUTCH A LIT HL	24	5.74				4.35	30.43	52.17	13.04
DUTCH A LIT SL	137	5.24	0.74	5.15	16.18	36.76	30.15	11.03	
ENGLISH A LAL HL	21,109	4.97	0.00	0.35	5.45	25.40	38.90	25.11	4.79
ENGLISH A LAL SL	13,322	5.20		0.15	2.19	16.99	43.47	32.27	4.94
ENGLISH A LIT HL	42,338	4.80	0.01	0.84	7.55	28.69	40.40	18.87	3.63
ENGLISH A LIT SL	7,227	5.05	0.36	4.23	23.80	38.25	27.88	5.47	
ESTONIA A LIT HL	16	6.56						43.75	56.25
ESTONIA A LIT SL	18	6.22				11.11		44.44	44.44

Studies in Language and Literature Grade Distribution

Subject	Candidates	Mean Grade	% 1	% 2	% 3	% 4	% 5	% 6	% 7
FILIPIN A LIT HL	11	5.36				27.27	18.18	45.45	9.09
FILIPIN A LIT SL	35	5.49			2.86	22.86	22.86	25.71	25.71
FINNISH A LIT HL	137	5.44			1.47	10.29	41.18	36.76	10.29
FINNISH A LIT SL	159	5.33	0.63		1.27	19.62	29.75	40.51	8.23
FRENCH A LAL HL	384	5.12			3.44	23.28	38.62	26.98	7.67
FRENCH A LAL SL	432	5.37			1.20	16.75	36.60	34.93	10.53
FRENCH A LIT HL	546	5.28	0.18		1.66	16.61	41.33	31.55	8.67
FRENCH A LIT SL	316	5.14			3.86	24.44	34.08	29.26	8.36
GEORGIA A LIT HL	28	6.18					14.29	53.57	32.14
GERMAN A LAL HL	320	5.48			0.63	13.79	32.92	42.32	10.34
GERMAN A LAL SL	415	5.42			0.96	14.70	38.31	33.73	12.29
GERMAN A LIT HL	678	5.13	0.30		3.42	17.68	46.81	25.41	6.39
GERMAN A LIT SL	356	5.15	1.43		4.00	20.57	36.86	26.00	11.14
HEBREW A LIT SL	29	5.97				3.45	31.03	31.03	34.48
HINDI A LIT HL	23	6.35					8.70	47.83	43.48
HINDI A LIT SL	93	6.05			1.08	9.68	16.13	29.03	44.09
HUNGARI A LIT HL	21	6.43					9.52	38.10	52.38
HUNGARI A LIT SL	50	5.86				8.00	30.00	30.00	32.00
INDONES A LAL HL	86	5.67				3.53	37.65	47.06	11.76
INDONES A LAL SL	140	5.52				8.57	39.29	43.57	8.57
INDONES A LIT HL	80	5.44				6.25	48.75	40.00	5.00
INDONES A LIT SL	160	5.41	0.65		1.94	14.84	31.61	40.65	10.32
ITALIAN A LAL HL	96	5.86				1.04	28.13	54.17	16.67
ITALIAN A LAL SL	81	5.88				3.70	22.22	56.79	17.28
ITALIAN A LIT HL	215	5.18			2.34	24.30	38.32	23.36	11.68
ITALIAN A LIT SL	156	5.04	0.65		7.10	27.10	28.39	26.45	10.32
JAPANES A LAL HL	125	5.88				3.20	21.60	59.20	16.00
JAPANES A LAL SL	97	5.52				15.46	34.02	34.02	16.49
JAPANES A LIT HL	115	6.09				1.75	14.91	56.14	27.19
JAPANES A LIT SL	155	5.99			1.30	7.14	16.88	40.26	34.42
KAZAKH A LIT SL	16	3.80	6.67		20.00	60.00	13.33		
KHMER A LIT SL	18	6.33				5.56	11.11	27.78	55.56
KOREAN A LAL HL	112	6.07			0.89	1.79	20.54	42.86	33.93
KOREAN A LAL SL	159	5.75			0.65	10.97	20.00	49.03	19.35
KOREAN A LIT HL	189	5.83				4.84	26.34	50.00	18.82
KOREAN A LIT SL	369	5.92	0.27		1.09	5.99	18.80	46.32	27.52
LATVIAN A LIT HL	37	5.81				5.41	32.43	37.84	24.32
LATVIAN A LIT SL	21	5.48				9.52	47.62	28.57	14.29
LITHUAN A LIT HL	37	5.89				2.70	29.73	43.24	24.32
LITHUAN A LIT SL	71	5.69				11.27	26.76	43.66	18.31
MACEDON A LIT HL	46	6.20					10.87	58.70	30.43
MACEDON A LIT SL	12	6.50						50.00	50.00
MALAY A LIT HL	23	6.04					21.74	52.17	26.09
MALAY A LIT SL	305	6.28				0.33	2.30	66.23	31.15
MOD. GR A LAL HL	52	6.23					5.77	65.38	28.85
MOD. GR A LAL SL	82	6.01				2.44	14.63	62.20	20.73
MOD. GR A LIT HL	94	5.36				22.34	32.98	30.85	13.83
MOD. GR A LIT SL	292	5.33	0.34		2.41	16.55	37.93	29.66	13.10
NEPALI A LIT SL	30	6.10					6.90	75.86	17.24
NORWEGI A LAL HL	44	6.07				4.76	16.67	45.24	33.33
NORWEGI A LAL SL	60	5.80				5.00	15.00	75.00	5.00

Studies in Language and Literature Grade Distribution

Subject	Candidates	Mean Grade	% 1	% 2	% 3	% 4	% 5	% 6	% 7
NORWEGI A LIT HL	217	5.51			3.30	14.15	32.55	28.30	21.70
NORWEGI A LIT SL	132	5.30		3.82	3.05	18.32	30.53	22.90	21.37
PERSIAN A LIT HL	16	4.69			6.25	25.00	62.50	6.25	
PERSIAN A LIT SL	42	4.15			29.27	36.59	26.83	4.88	2.44
POLISH A LIT HL	171	5.50			1.17	15.20	33.92	31.58	18.13
POLISH A LIT SL	697	5.29		0.29	3.03	18.21	36.27	30.35	11.85
PORTUGU A LAL HL	266	5.33		0.38	2.66	17.49	34.22	33.46	11.79
PORTUGU A LAL SL	123	5.48			1.64	15.57	28.69	40.98	13.11
PORTUGU A LIT HL	97	5.42			1.03	16.49	37.11	29.90	15.46
PORTUGU A LIT SL	88	5.06			7.06	24.71	32.94	25.88	9.41
ROMANIA A LIT HL	20	6.30					5.00	60.00	35.00
ROMANIA A LIT SL	30	5.37				10.00	46.67	40.00	3.33
RUSSIAN A LAL HL	31	6.13					19.35	48.39	32.26
RUSSIAN A LAL SL	82	5.63			6.10	9.76	14.63	53.66	15.85
RUSSIAN A LIT HL	153	5.24			2.63	15.13	46.05	27.63	8.55
RUSSIAN A LIT SL	269	4.97		0.75	5.28	28.68	32.83	26.04	6.42
SERBIAN A LIT HL	35	5.91				2.86	22.86	54.29	20.00
SERBIAN A LIT SL	51	5.82				11.76	17.65	47.06	23.53
SESOTHO A LIT HL	33	6.52						48.48	51.52
SESOTHO A LIT SL	18	6.94						5.56	94.44
SLOVAK A LIT SL	55	5.56			5.56	9.26	35.19	24.07	25.93
SLOVENE A LIT HL	63	6.41					4.76	49.21	46.03
SPANISH A LAL HL	1,821	5.00		0.22	5.23	23.36	41.60	24.25	5.34
SPANISH A LAL SL	740	4.78		0.96	14.72	25.03	29.30	24.76	5.23
SPANISH A LIT HL	6,514	4.60	0.02	1.37	13.71	30.21	35.52	16.56	2.60
SPANISH A LIT SL	793	4.83		0.38	11.58	27.61	32.44	20.87	7.12
SWAHILIA LIT HL	11	5.91					9.09	90.91	
SWAHILIA LIT SL	45	5.93				9.30	13.95	51.16	25.58
SWEDISH A LAL HL	83	5.56				15.38	28.21	41.03	15.38
SWEDISH A LAL SL	148	5.53			1.39	11.11	34.03	40.28	13.19
SWEDISH A LIT HL	203	5.64		0.50	1.51	11.56	24.12	44.22	18.09
SWEDISH A LIT SL	253	5.49		0.40	1.61	14.92	30.24	37.10	15.73
THAI A LAL HL	20	6.30					5.00	60.00	35.00
THAI A LAL SL	150	6.04				3.33	15.33	55.33	26.00
THAI A LIT HL	12	5.50				8.33	33.33	58.33	
THAI A LIT SL	26	4.65		11.54	11.54	15.38	26.92	30.77	3.85
TURKISH A LIT HL	252	5.60		1.19	1.59	4.37	32.14	50.00	10.71
TURKISH A LIT SL	222	5.67	0.46	0.46	1.38	9.63	25.69	42.20	20.18
UKRAINI A LIT SL	20	6.10				5.00	20.00	35.00	40.00
URDU A LIT SL	22	6.16			5.26			63.16	31.58
VIETNAMA LIT HL	63	5.63				1.59	38.10	55.56	4.76
VIETNAMA LIT SL	112	5.25		2.78		16.67	38.89	33.33	8.33

Language Acquisition Grade Distribution

Subject	Candidates	Mean Grade	% 1	% 2	% 3	% 4	% 5	% 6	% 7
ARABIC AB. SL	255	4.57		5.53	18.58	24.51	25.30	17.39	8.70
ARABIC B HL	981	5.84			1.05	5.58	23.16	48.74	21.47
ARABIC B SL	480	6.01		0.84	1.88	5.23	11.09	48.95	32.01
BEG. HINDI SL	16	6.00				12.50	18.75	25.00	43.75
CHINESE B HL	902	6.38		0.11	0.45	1.34	6.26	43.58	48.27
CHINESE B SL	2,530	5.98		0.36	2.28	8.38	18.04	29.78	41.16
DANISH B HL	212	5.59			6.67	10.48	20.95	41.43	20.48
DANISH B SL	53	4.65		1.96	15.69	29.41	29.41	15.69	7.84
DUTCH B HL	129	6.02				3.88	17.05	52.71	26.36
DUTCH B SL	138	5.50			2.92	18.25	22.63	38.69	17.52
ENGLISH AB. SL	2,118	4.49	0.10	5.69	22.18	22.81	21.99	20.49	6.75
ENGLISH B HL	14,000	5.72		0.03	0.64	6.03	26.51	54.00	12.79
ENGLISH B SL	2,431	5.84			1.21	5.97	20.16	52.71	19.95
FINNISH B SL	38	5.79			5.26	5.26	18.42	47.37	23.68
FRENCH AB. SL	3,514	4.93	0.32	2.85	10.66	24.83	22.99	28.21	10.14
FRENCH B HL	3,736	5.18	0.03	2.18	9.97	19.25	20.75	31.70	16.12
FRENCH B SL	12,070	4.97	0.13	2.34	9.02	21.79	30.35	27.94	8.42
GERMAN AB. SL	1,128	5.00		1.88	10.83	23.28	24.35	29.10	10.56
GERMAN B HL	1,438	5.85			2.38	7.76	20.21	42.10	27.55
GERMAN B SL	1,842	5.14	0.06	0.72	8.42	20.96	27.45	31.08	11.33
HEBREW B SL	57	5.66			1.79	12.50	30.36	28.57	26.79
HINDI B HL	513	5.46			1.57	10.18	35.81	45.60	6.85
HINDI B SL	853	5.80			0.24	3.07	23.82	62.03	10.85
INDONESIAN B HL	163	6.20				0.61	9.82	58.28	31.29
INDONESIAN B SL	129	6.14			0.78	1.56	10.94	56.25	30.47
ITALIAN AB. SL	624	4.90		0.97	12.92	24.23	26.49	27.46	7.92
ITALIAN B HL	163	5.91		1.23	7.41	9.26	5.56	34.57	41.98
ITALIAN B SL	374	4.74		0.54	17.57	33.78	18.38	14.59	15.14
JAPANESE AB. SL	365	4.89	0.28	4.19	13.13	18.44	29.33	21.51	13.13
JAPANESE B HL	123	6.24		0.81	1.63	1.63	13.82	33.33	48.78
JAPANESE B SL	382	5.17			6.97	21.98	32.98	23.59	14.48
KOREAN B HL	43	6.12				2.33	20.93	39.53	37.21
KOREAN B SL	53	5.15		5.66	9.43	13.21	24.53	30.19	16.98
LATIN HL	321	4.38	2.23	6.37	23.89	24.52	18.15	11.78	13.06
LATIN SL	1,019	3.97	1.90	12.40	26.90	25.50	17.80	10.30	5.20
MALAY AB. SL	56	5.77				10.71	19.64	51.79	17.86
MANDARIN AB. SL	1,339	5.43	0.08	2.42	9.67	11.71	19.49	32.18	24.47
NORWEGIAN B HL	118	5.56		1.71	5.98	19.66	10.26	32.48	29.91
NORWEGIAN B SL	74	5.41			6.85	17.81	26.03	26.03	23.29
PORTUGUESE B HL	66	6.09				3.13	18.75	43.75	34.38
PORTUGUESE B SL	66	5.95				6.15	26.15	33.85	33.85
RUSSIAN AB. SL	98	5.68		1.03	4.12	11.34	28.87	18.56	36.08
RUSSIAN B HL	85	6.64				2.35	2.35	24.71	70.59
RUSSIAN B SL	104	6.42			2.88	2.88	3.85	29.81	60.58
SPANISH AB. SL	6,464	5.00	0.13	1.92	8.51	23.02	29.92	26.57	9.93
SPANISH B HL	7,190	5.38	0.21	1.15	6.90	15.56	23.35	33.73	19.09
SPANISH B SL	20,231	5.07	0.10	0.99	7.70	22.04	29.89	30.57	8.71
SWAHILI AB. SL	74	5.65			4.05	4.05	27.03	52.70	12.16
SWEDISH B HL	171	5.75			3.57	7.74	21.43	44.64	22.62
SWEDISH B SL	172	5.17		1.80	7.19	21.56	28.74	22.75	17.96

Individuals and Societies Grade Distribution

Subject	Candidates	Mean Grade	% 1	% 2	% 3	% 4	% 5	% 6	% 7
ART HISTORY SL	163	4.69		3.25	14.29	25.97	31.17	17.53	7.79
BRAZ.SOC.STUD SL	121	4.68		2.56	13.68	29.91	29.06	16.24	8.55
BUS MAN HL	11,793	4.71	0.17	5.82	13.61	21.81	28.08	22.50	8.01
BUS MAN SL	6,843	4.84	0.36	5.19	9.47	22.45	31.07	20.71	10.75
CHILE & PAC. SL	28	5.39			3.57	14.29	35.71	32.14	14.29
CL.GK.ROM.ST. SL	33	5.39		3.03	12.12	6.06	21.21	36.36	21.21
ECONOMICS HL	15,151	5.16	0.13	2.46	8.55	17.01	26.94	31.37	13.54
ECONOMICS SL	9,084	4.74	0.29	4.94	15.70	21.56	24.69	22.47	10.34
GEOGRAPHY HL	5,044	5.22	0.04	0.96	5.70	18.49	32.11	30.20	12.50
GEOGRAPHY SL	3,399	4.83	0.18	4.02	10.57	22.79	31.31	22.91	8.23
GLOB. POL HL	1,180	5.07	0.09	0.85	4.86	21.59	39.08	25.60	7.94
GLOB. POL SL	712	4.66		3.49	11.79	29.55	31.73	17.18	6.26
HISTORY HL	43,394	4.34	0.45	5.27	14.72	33.89	32.73	10.81	2.14
HISTORY SL	7,525	4.62	0.42	3.32	8.67	30.72	38.00	16.29	2.59
ITGS HL	1,422	4.46	0.14	1.94	15.35	34.29	32.35	14.85	1.08
ITGS SL	1,562	4.19	0.39	5.92	19.21	35.09	28.13	10.22	1.04
PHILOSOPHY HL	1,826	4.87	0.11	0.72	9.35	29.48	28.87	24.72	6.75
PHILOSOPHY SL	2,074	4.73	0.05	3.14	11.00	28.17	30.71	21.30	5.62
POLITICAL TH. SL	42	5.59				12.20	29.27	46.34	12.20
PSYCHOLOGY HL	9,999	4.74	0.21	3.35	10.73	24.43	34.98	21.81	4.50
PSYCHOLOGY SL	10,383	4.37	0.34	7.09	17.47	28.94	26.73	15.80	3.63
SCI.TECH.SOC. SL	27	5.78				7.41	25.93	48.15	18.52
SOC.CULANTH. HL	655	5.00		2.46	9.85	18.15	35.08	23.85	10.62
SOC.CULANTH. SL	1,790	4.68	0.29	2.52	9.03	32.48	32.65	19.15	3.89
TURK 20TH CEN SL	291	5.31		1.03	3.79	17.59	32.41	30.69	14.48
WLD ART CULT SL	50	5.82				2.00	28.00	56.00	14.00
WORLD RELIG. SL	1,014	4.69		1.76	15.13	24.35	35.34	17.62	5.80

Sciences Grade Distribution

Subject	Candidates	Mean Grade	% 1	% 2	% 3	% 4	% 5	% 6	% 7
ASTRONOMY SL	31	4.70		3.33	10.00	23.33	43.33	16.67	3.33
BIOLOGY HL	29,950	4.33	1.14	7.82	19.94	27.09	21.47	17.33	5.20
BIOLOGY SL	20,489	4.21	1.55	10.64	20.05	25.01	23.65	13.93	5.17
CHEMISTRY HL	16,134	4.49	1.12	7.48	18.53	23.83	21.21	18.55	9.28
CHEMISTRY SL	14,942	3.96	2.63	15.79	22.67	23.97	17.29	12.12	5.54
COMPUTER SC. HL	1,451	4.17	1.75	12.29	19.90	23.81	22.21	15.29	4.75
COMPUTER SC. SL	1,695	3.79	2.08	15.27	28.51	24.03	18.70	8.40	3.00
DESIGN TECH. HL	1,098	4.53	0.28	4.88	15.02	29.12	26.73	19.82	4.15
DESIGN TECH. SL	1,090	3.84	0.66	13.77	28.77	26.21	20.80	7.98	1.80
MARINE SCI. SL	151	4.17	1.43	12.14	25.71	15.71	25.00	13.57	6.43
NOS SL	180	4.40		5.06	17.42	30.34	30.90	12.36	3.93
PHYSICS HL	12,284	4.66	0.60	6.88	17.51	22.33	20.96	17.42	14.31
PHYSICS SL	12,845	4.09	1.69	12.91	25.55	22.30	17.86	11.50	8.19
SPORTS EX SCI SL	2,663	3.91	1.45	14.91	26.06	25.08	17.82	10.91	3.77

Mathematics Grade Distribution

Subject	Candidates	Mean Grade	% 1	% 2	% 3	% 4	% 5	% 6	% 7
FURTH. MATHS HL	216	4.88	5.88	7.35	14.22	11.27	13.73	21.57	25.98
MATH. STUDIES SL	35,919	4.31	2.36	10.42	15.57	24.80	25.59	14.89	6.38
MATHEMATICS HL	13,981	4.73	1.01	7.47	14.06	20.42	22.19	21.80	13.04
MATHEMATICS SL	46,659	4.38	1.29	10.47	17.94	22.79	22.57	16.79	8.15

The Arts Grade Distribution

Subject	Candidates	Mean Grade	% 1	% 2	% 3	% 4	% 5	% 6	% 7
DANCE HL	359	5.03	1.45	9.88	22.67	27.91	26.74	11.34	
DANCE SL	333	4.51	4.39	22.88	20.69	25.71	21.63	4.70	
FILM HL	2,378	4.51	6.03	17.43	25.54	27.32	18.13	5.55	
FILM SL	1,140	4.26	0.19	6.98	21.79	28.40	27.08	11.13	4.43
MUSIC HL	1,274	4.54	2.38	18.87	25.10	33.88	15.59	4.18	
MUSIC SL	2,151	4.33	2.60	18.96	36.89	27.24	12.59	1.71	
THEATRE HL	2,638	4.86	0.44	3.36	11.16	23.27	28.61	23.31	9.85
THEATRE SL	1,343	4.45	4.61	16.89	33.85	24.24	14.00	6.41	
VISUALARTS HL	9,545	4.65	0.10	2.54	14.80	27.85	30.16	18.17	6.39
VISUALARTS SL	4,917	4.17	5.31	26.02	30.38	26.12	9.30	2.87	

Interdisciplinary Subjects Grade Distribution

Subject	Subject Groups	Candidates	Mean Grade	% 1	% 2	% 3	% 4	% 5	% 6	% 7
ENV. AND SOC. SL	Individuals and societies/Sciences	11,891	4.21	1.42	8.08	23.77	25.73	22.52	13.05	5.43
LIT AND PERF SL	Studies in Language and Literature/The Arts	572	4.65	0.54	12.97	31.89	34.23	16.58	3.78	

Subjects with less than 10 registrations

Subject	Subject groups
ALBANIA A LIT HL	Studies in Language and Literature
ASSYRIA A LIT SL	Studies in Language and Literature
AZERBAI A LIT SL	Studies in Language and Literature
B/RUSIA A LIT SL	Studies in Language and Literature
BENGALI A LIT HL	Studies in Language and Literature
BOSNIAN A LIT SL	Studies in Language and Literature
BURMESE A LIT HL	Studies in Language and Literature
BURMESE A LIT SL	Studies in Language and Literature
DHIVEHI A LIT SL	Studies in Language and Literature
DZONGKH A LIT SL	Studies in Language and Literature
GEORGIA A LIT SL	Studies in Language and Literature
HEBREW A LIT HL	Studies in Language and Literature
ICELAND A LIT HL	Studies in Language and Literature
ICELAND A LIT SL	Studies in Language and Literature
IGBO A LIT SL	Studies in Language and Literature
IRISH A LIT SL	Studies in Language and Literature
KHMER A LIT HL	Studies in Language and Literature
KINYARW A LIT SL	Studies in Language and Literature
KURDISH A LIT SL	Studies in Language and Literature
LAO A LIT HL	Studies in Language and Literature
LAO A LIT SL	Studies in Language and Literature
LUGANDA A LIT SL	Studies in Language and Literature
MAORI A LIT SL	Studies in Language and Literature
MARATHI A LIT SL	Studies in Language and Literature
MONGOLI A LIT HL	Studies in Language and Literature
MONGOLI A LIT SL	Studies in Language and Literature
NDEBELE A LIT SL	Studies in Language and Literature
NEPALI A LIT HL	Studies in Language and Literature
PUNJABI A LIT SL	Studies in Language and Literature
SHONA A LIT SL	Studies in Language and Literature
SINHALE A LIT SL	Studies in Language and Literature
SLOVAK A LIT HL	Studies in Language and Literature
SLOVENE A LIT SL	Studies in Language and Literature
SOMALI A LIT SL	Studies in Language and Literature
TIBETAN A LIT SL	Studies in Language and Literature
TIGRINY A LIT SL	Studies in Language and Literature
URDU A LIT HL	Studies in Language and Literature
WELSH A LIT SL	Studies in Language and Literature
ZULU A LIT SL	Studies in Language and Literature
CLASS.GREEK HL	Language acquisition
CLASS.GREEK SL	Language acquisition
FINNISH B HL	Language acquisition



International Baccalaureate®
Baccalauréat International
Bachillerato Internacional